

# TECHNICAL DATA

## Dimensions

Exterior Dimensions (WxDxH)	26.5" x 26.75" x 34.25"
Interior Dimensions (WxDxH)	22.5" x 23" x 16"
Net Volume (cu. ft.)	
Gross Weight	160lb
Packaging Dimensions (WxDxH)	30" x 32" x 42"
Electrical Cord Length	
Capacity	4.0 cu. ft.
# 12 oz. Bottle Cases	4.5
# 12 oz. Can Cases	6

## Construction

Exterior Material	Stainless Steel Top, Black Vinyl Finish
Insulation Material	
Shelf Material	Coated steel
Shelf Load Capacity	

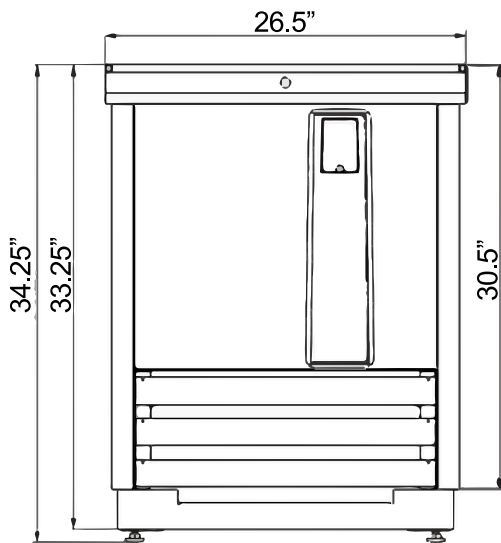
## Cooling

Temperature Range	33° - 41° F
Refrigerant	R-290
Maximum Ambient Temp	90° F
Maximum Humidity	65%
Defrosting	Automatic
Cooling System	
Temperature Display	
Temperature Controller	Electronic
H/P	1/6


## Electrical

Voltage	115/60/1
Amps	2.04

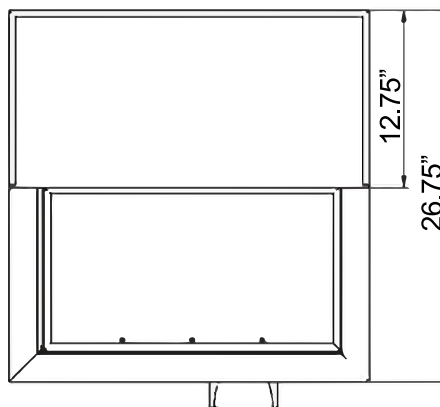
## PLAN VIEW



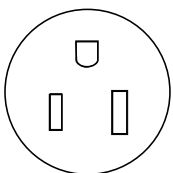
Front View



Side View



Top View



NEMA 5-15P