

TECHNICAL DATA

Dimensions

Exterior Dimensions (WxDxH)	27" x 31" x 83"
Interior Dimensions (WxDxH)	22" x 25" x 60"
Net Volume (cu. ft.)	19 cu. ft.
Net Weight	275 lbs
Packaging Dimensions (WxDxH)	28.3" x 33" x 85.8"

Cooling

Temperature Range	-8° - 0° F
Refrigerant	R290A
Defrosting	Automatic
Temperature Display	Yes
Temperature Controller	Digital
H/P	1/2
Cooling System	Ventilated

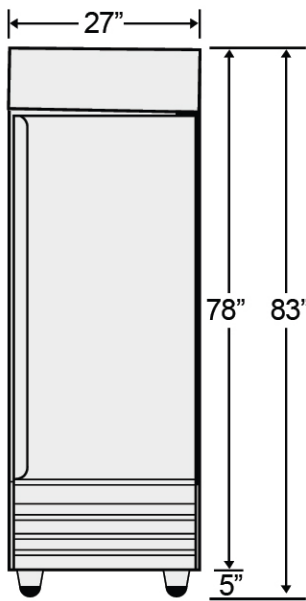
Construction

Exterior Material	201 series stainless steel
Door/Lid Material	201 series stainless steel
Interior Material	430 series stainless steel
Insulation Material	Foamed in place polyurethane
Shelf Material	Plastic coated steel
Shelf Load Capacity	88 lbs

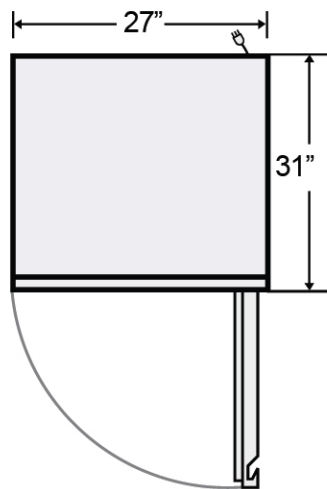
Electrical

Voltage	115
Amps	8.3
Hz	60

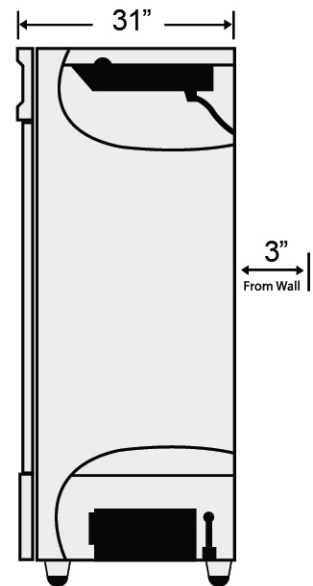
PLAN VIEW



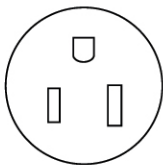
Front View



Top View



Side View



NEMA 5-15P